



Minnesota State Bar Association
Active Member Profile Summary
Section Memberships - Elder Law

Active / Inactive
Without Diversity

612.333.1183
800.882.6722
fax 612.333.4927
www.mnbar.org

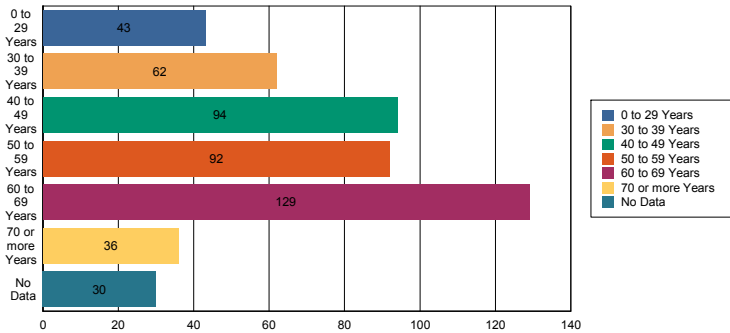
600 Nicollet Mall
Suite 380
Minneapolis, MN 55402

Membership	Count
Total Members	486
Attorney Members	435
Non-Attorney Members	
Law Student Members	49
Paralegal Members	2

Age*	Count
Average Age	51
* Only Members with Age Data.	

Age in Years*	Count
0 to 29 Years	43
30 to 39 Years	62
40 to 49 Years	94
50 to 59 Years	92
60 to 69 Years	129
70 or more Years	36
No Data	30

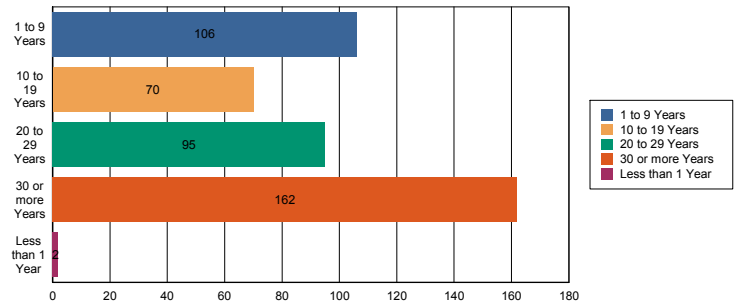
Age in Years



Years in Practice*	Count
Average Years in Practice	23
* Attorney Members Only.	

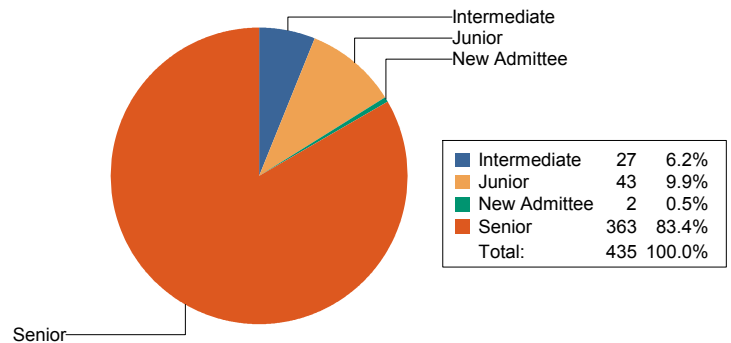
Years in Practice*	Count
1 to 9 Years	106
10 to 19 Years	70
20 to 29 Years	95
30 or more Years	162
Less than 1 Year	2
* Attorney Members Only.	

Years In Practice



Experience Level*	Percent	Count
Senior	83.4%	363
Intermediate	6.2%	27
Junior	9.9%	43
New Admittee	0.5%	2
* Attorney Members Only.		

Experience Level





Minnesota State Bar Association
Active Member Profile Summary
Section Memberships - Elder Law

Active / Inactive
Without Diversity

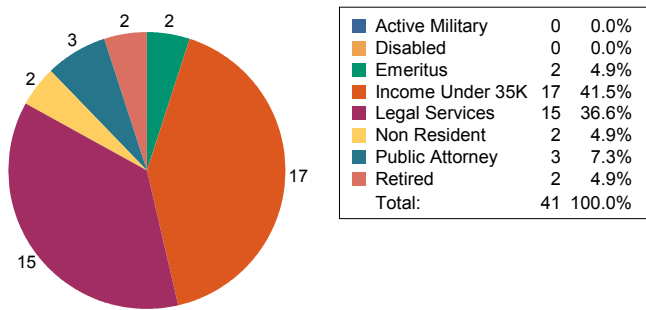
612.333.1183
800.882.6722
fax 612.333.4927
www.mnbar.org

600 Nicollet Mall
Suite 380
Minneapolis, MN 55402

Special Dues Category*	Pct of Atty Mmbrs	Count
Income Under 35K	3.9%	17
Legal Services	3.4%	15
Public Attorney	0.7%	3
Non Resident	0.5%	2
Emeritus	0.5%	2
Retired	0.5%	2
Disabled	0.0%	0
Active Military	0.0%	0
Total		41

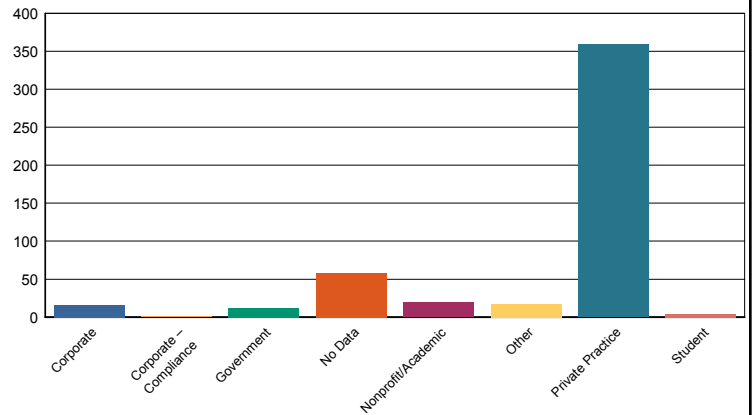
* Attorney Members Only.

Special Dues Category



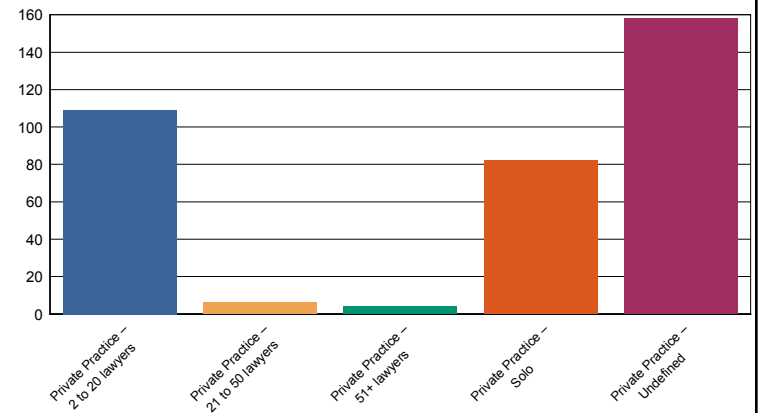
Employment Setting (Parent Level)	Count
Private Practice	359
Government	12
Corporate	16
Corporate – Compliance	1
Nonprofit/Academic	19
Student	4
Other	17
No Data	58

Employment Setting



Employment Setting (Child Level)	Count
Private Practice – Undefined	158
Private Practice – Solo	82
Private Practice – 2 to 20 lawyers	109
Private Practice – 21 to 50 lawyers	6
Private Practice – 51+ lawyers	4

Employment Setting / Private Practice





Minnesota State Bar Association
Active Member Profile Summary
Section Memberships - Elder Law

Active / Inactive
Without Diversity

612.333.1183
800.882.6722
fax 612.333.4927
www.mnbar.org

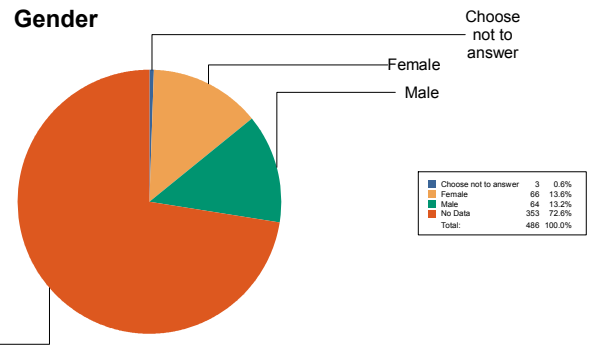
600 Nicollet Mall
Suite 380
Minneapolis, MN 55402

State Location	Percent	Count
MN	94.2%	458
ND	1.0%	5
SD	0.4%	2
WI	1.4%	7
IA	0.2%	1
Other	2.7%	13



Certifications	Count
No Data Available	0
	0

Diversity Gender	Percent	Count
Male	13.2%	64
Female	13.6%	66
Choose not to answer	0.6%	3
No Data	72.6%	353
		486

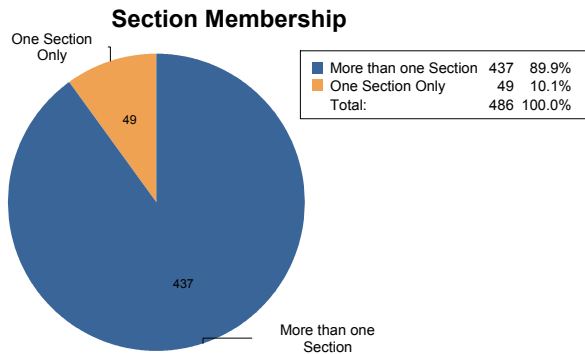


Email	Percent	Count
Email Address	99.0%	481
No Email Address	1.0%	5



Section Membership*	Pct of All Members	Count
One Section Only	10.1%	49
More than one Section	89.9%	437
Members in Sections	100.0%	486

* All Members - Excluding New Lawyers.





Minnesota State Bar Association
Active Member Profile Summary
Section Memberships - Elder Law

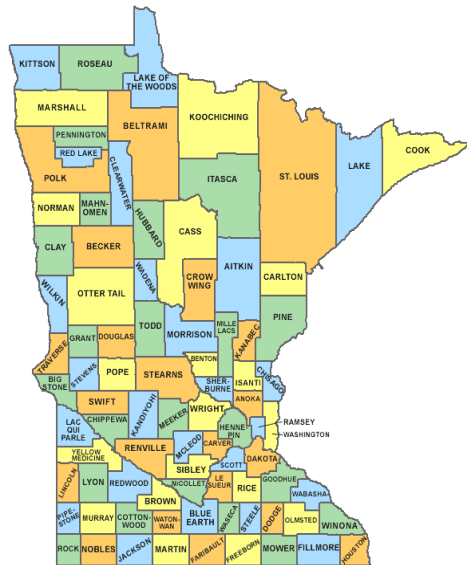
Active / Inactive
Without Diversity

600 Nicollet Mall
Suite 380
Minneapolis, MN 55402

612.333.1183
800.882.6722
fax 612.333.4927
www.mnbar.org

Minnesota Counties	%of MN	%of All Mbrs	Count	Minnesota Counties	%of MN	%of All Mbrs	Count	Minnesota Counties	%of MN	%of All Mbrs	Count
AITKIN	0.2%	0.2 %	1	ANOKA	1.1%	1.0 %	5	BECKER	0.2%	0.2 %	1
BELTRAMI	0.4%	0.4 %	2	BLUE EARTH	1.1%	1.0 %	5	BROWN	0.4%	0.4 %	2
CARLTON	0.2%	0.2 %	1	CARVER	0.4%	0.4 %	2	CHIPPEWA	0.2%	0.2 %	1
COOK	0.2%	0.2 %	1	CROW WING	0.7%	0.6 %	3	DAKOTA	3.3%	3.1 %	15
DOUGLAS	0.9%	0.8 %	4	FARIBAUT	0.2%	0.2 %	1	FREEBORN	0.4%	0.4 %	2
GOODHUE	0.7%	0.6 %	3	HENNEPIN	25.3%	23.9 %	116	HUBBARD	0.2%	0.2 %	1
JACKSON	0.7%	0.6 %	3	KANABEC	0.2%	0.2 %	1	KITTSO	0.2%	0.2 %	1
LINCOLN	0.2%	0.2 %	1	LYON	0.4%	0.4 %	2	MAHNOMEN	0.2%	0.2 %	1
MARTIN	0.4%	0.4 %	2	MC LEOD	0.4%	0.4 %	2	MCLEOD	0.2%	0.2 %	1
MEEKER	0.2%	0.2 %	1	MILLE LACS	0.2%	0.2 %	1	MORRISON	0.2%	0.2 %	1
MOWER	0.2%	0.2 %	1	NOBLES	0.2%	0.2 %	1	NORMAN	0.2%	0.2 %	1
OLMSTED	0.9%	0.8 %	4	OTTER TAIL	1.3%	1.2 %	6	PENNINGTON	0.2%	0.2 %	1
PIPESTONE	0.2%	0.2 %	1	POLK	0.2%	0.2 %	1	POPE	0.2%	0.2 %	1
RAMSEY	9.0%	8.4 %	41	REDWOOD	0.2%	0.2 %	1	RICE	0.7%	0.6 %	3
ROCK	0.2%	0.2 %	1	SAINT LOUIS	2.8%	2.7 %	13	SCOTT	0.2%	0.2 %	1
SIBLEY	0.2%	0.2 %	1	STEARNS	2.0%	1.9 %	9	STEELE	0.4%	0.4 %	2
TODD	0.2%	0.2 %	1	WASECA	0.7%	0.6 %	3	WASHINGTON	1.5%	1.4 %	7
WATONWAN	0.2%	0.2 %	1	WINONA	0.2%	0.2 %	1	WRIGHT	0.4%	0.4 %	2
No County Data	37.3%	35.2 %	171								

Top 15 Minnesota Counties	%of MN	%of All Mbrs	Count *
HENNEPIN	25.3%	23.9%	116
RAMSEY	9.0%	8.4%	41
DAKOTA	3.3%	3.1%	15
SAINT LOUIS	2.8%	2.7%	13
STEARNS	2.0%	1.9%	9
WASHINGTON	1.5%	1.4%	7
OTTER TAIL	1.3%	1.2%	6
ANOKA	1.1%	1.0%	5
BLUE EARTH	1.1%	1.0%	5
DOUGLAS	0.9%	0.8%	4
OLMSTED	0.9%	0.8%	4
CROW WING	0.7%	0.6%	3
GOODHUE	0.7%	0.6%	3
JACKSON	0.7%	0.6%	3
RICE	0.7%	0.6%	3
WASECA	0.7%	0.6%	3
Total			287



* Not necessarily correlated to District Bar membership.



Minnesota State Bar Association
 Active Member Profile Summary
 Section Memberships - Elder Law

Active / Inactive
 Without Diversity

600 Nicollet Mall
 Suite 380
 Minneapolis, MN 55402

612.333.1183
 800.882.6722
 fax 612.333.4927
 www.mnbar.org

Section Membership*	% of Section	% of Mbrshp	Count	Section Membership*	% of Section	% of Mbrshp	Count
Elder Law	5.9%	3.1%	486				
* Excluding New Lawyers.							
% of Section represents the percentage of the 8,244.00 members that belong to a section, who belong to the listed section.				% of Mbrshp represents the percentage of the 15,767.00 active MSBA members that belong to the listed section.			



Minnesota State Bar Association
Active Member Profile Summary
Section Memberships - Elder Law

Active / Inactive
Without Diversity

612.333.1183
800.882.6722
fax 612.333.4927
www.mnbar.org

600 Nicollet Mall
Suite 380
Minneapolis, MN 55402

Section Membership

