



Minnesota State Bar Association Active Member Diversity Profile Summary

All Members
Active / Inactive

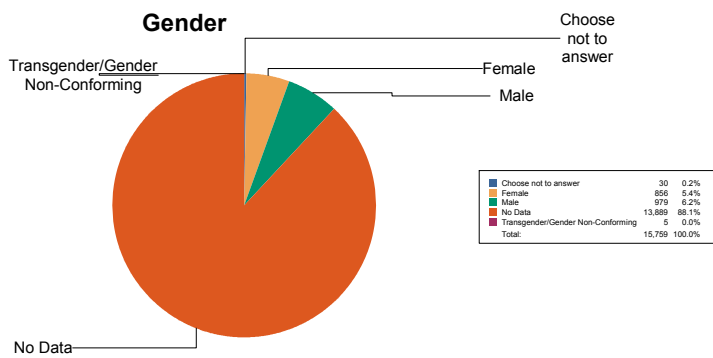
600 Nicollet Mall
Suite 380
Minneapolis, MN 55402

612.333.1183
800.882.6722
fax 612.333.4927
www.mnbar.org

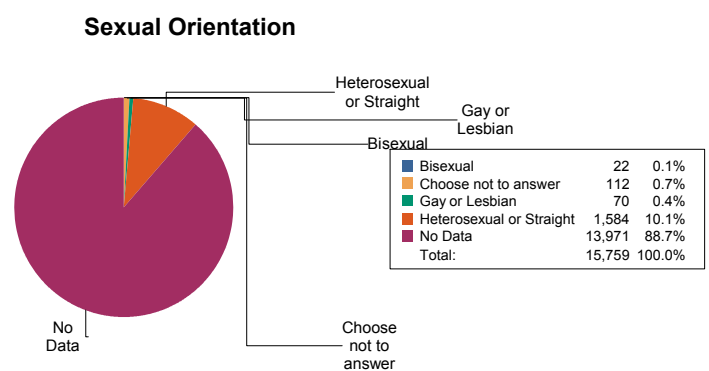
Membership	Count
Total Members	15,759
Attorney Members	14,700
Non-Attorney Members	
Law Student Members	921
Section-Only Members	1
Paralegal Members	108
Law Management Associate Members	30

MemberType	MemberCnt	All Diversity Questions Answered		At Least One Diversity Question Answered	
		Count	Percent	Count	Percent
Attorney Member	14,700	1,616	10.99%	1,787	12.16%
Student	921	64	6.95%	69	7.49%
Paralegal Member	108	9	8.33%	11	10.19%
Law Management Associate	30	6	20.00%	6	20.00%
	15,759	1,695		1,873	

Diversity Gender	Percent	Count
Male	6.2%	979
Female	5.4%	856
Transgender/Gender Non-Conforming	0.0%	5
Choose not to answer	0.2%	30
No Data	88.1%	13,889
		15,759



Diversity Sexual Orientation	Percent	Count
Heterosexual or Straight	10.1%	1,584
Gay or Lesbian	0.4%	70
Bisexual	0.1%	22
Choose not to answer	0.7%	112
No Data	88.7%	13,971
		15,759





Minnesota State Bar Association
Active Member Diversity Profile Summary

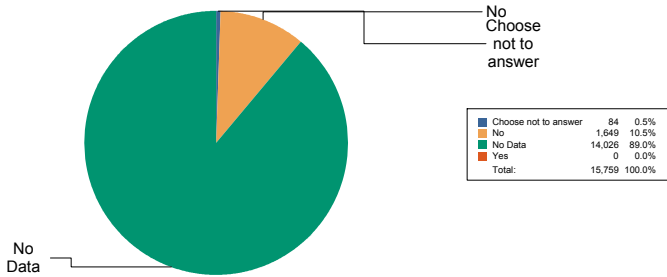
All Members
Active / Inactive

600 Nicollet Mall
Suite 380
Minneapolis, MN 55402

612.333.1183
800.882.6722
fax 612.333.4927
www.mnbar.org

Diversity Disability	Percent	Count
Yes	0.0%	0
No	10.5%	1,649
Choose not to answer	0.5%	84
No Data	89.0%	14,026
		15,759

Disability



Diversity Race / Ethnicity	Percent	Count
Asian/Pacific Islander	0.3%	45
Black or African American/African	0.2%	33
Hispanic/Latino (Latina)	0.2%	26
Native American/Alaska Native	0.1%	9
White/Caucasian	9.9%	1,553
Middle Eastern	0.1%	10
Choose not to answer	0.4%	62
People With Multiple Selections	0.3%	52
No Data	88.6%	13,969
		15,759

Ethnicity

